



Analytics Dashboard - Login Step for Students & Parents

Quick Link:

KV Shaala Darpan

<https://darpan.kvs.gov.in/>

INTRODUCTION

The Analytics Dashboard Portal provides easy accessibility to student information to students and parents. It therefore encourages and facilitates parents' involvement in the child's education. Students and parents can login into the application and view the following information which is entered in the School Expert System by school staff -

- Personal information of student
- Student class attendance
- Class Timetable
- Information regarding teachers
- Details of books read by the student in the library
- Student health information
- Student's Exam schedule
- Examination result
- Student Health information

Pre-Requisite – As students and parents can view the above information in the portal, schools should ensure that student data is accurately updated in the School Expert System on day-to-day basis.

STEP 1: Go to “darpan.kvs.gov.in”. Click on “Analytics” tab.

The screenshot shows the homepage of the SHAALADARPAN portal. The browser address bar displays <https://darpan.kvs.gov.in/shaaladarpan/>. The page header includes the logo of Kendriya Vidyalaya Sangathan and the SHAALADARPAN logo. The main content area features four service categories, each with a 'Login' button and a list of user roles:

- School Expert System**
 - For School Staff
 - For Students
- Online Admissions**
 - For Parents (Application for Admission)
 - For Schools
 - For KV Regional Offices
 - For Sangathan
- Learning Support Platform**
 - For Students
 - For Teachers
- Analytics** (highlighted with a red box)
 - For Parents
 - For School Principal
 - For KV Regional Offices
 - For Students
 - For Class Teachers
 - For Sangathan

Below the categories is a banner for 'ABOUT KENDRIYA VIDYALAYA SHAALA DARPAN' with a description: 'Launched by Hon'ble HRD Minister, Government of India, KV Shaala Darpan is an e-Governance platform for all Kendriya Vidyalayas in the country. It aims to improve quality of learning, efficiency of school administration, governance of schools & service delivery to key stakeholders namely, students, parents, teachers, community and schools.'

At the bottom, the footer contains the copyright notice '© 2016. All rights reserved.' and the hosting information 'Site hosted by NIC, implemented by NICSI - MGRM'.

STEP 2: Enter the user name 👤 (OMV Card No*) and password 🔒.

***Please only use last 12 digits of OMV Card no. e.g. if your OMV Card No. is “0501000056070010” then enter “000056070010”.**

STEP 3: Enter the “Captcha” code and click on “Login” as shown below.

M-Star Analytics | Login x
admin.kvs.gov.in

केन्द्रीय विद्यालय संगठन
KENDRIYA VIDYALAYA SANGATHAN
An Autonomous Body Under MHRD, Government of India

SHALADARPAN

Analytics

It serves as a virtual radar system that provides valuable information to parents about their child's activities and progress at school and at the same time provides a real-time digital view of the school to the school administration.

Vidyalaya / Parents Sangathan / Regional Office

000056070010

.....

260150

260150

LOGIN

You would now log into the application. The student's profile would be visible on the right hand side of the screen.

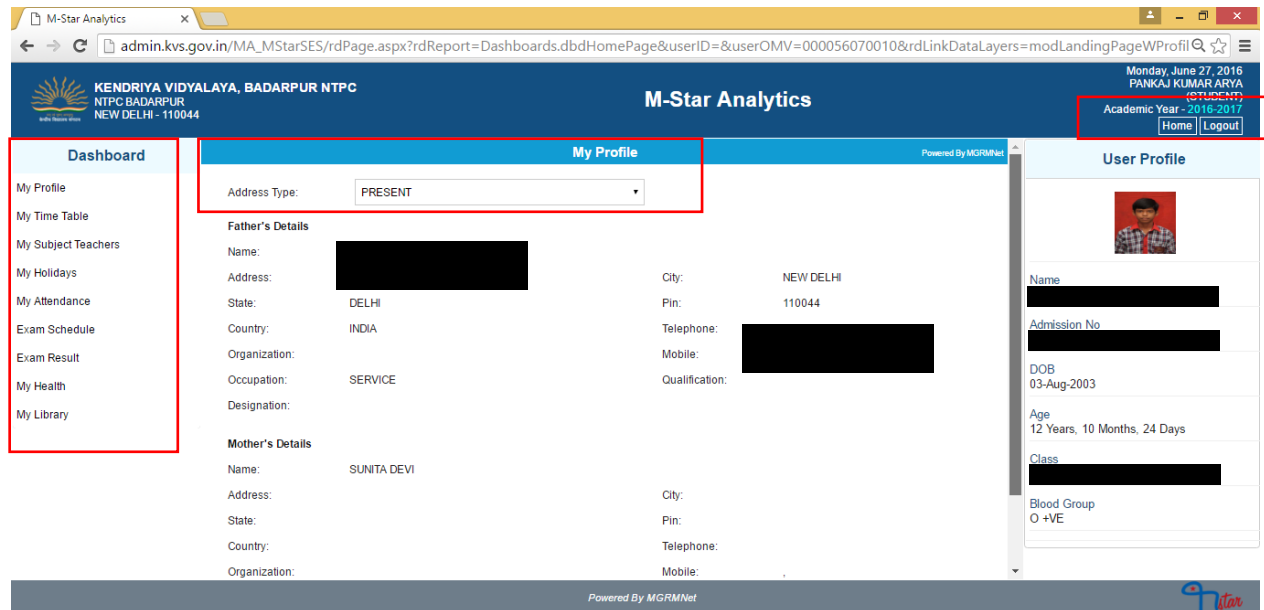
Step4: Click on "Dashboard".



You can now view student related information. Click on any of the tabs (on left hand side of the screen) to view student specific information.

NOTE – Click on Academic Year on top right hand side, to view information for previous year.

Select “Address Type” to view the address details of parents.



Following is the student related information which is available on the portal:

>My Timetable

The screenshot displays the M-Star Analytics interface. At the top, it shows the school name: KENDRIYA VIDYALAYA, BADARPUR NTPC, NTPC BADARPUR, NEW DELHI - 110044. The user is identified as PANKAJ KUMAR ARYA (STUDENT) for the Academic Year 2016-2017. The main content is divided into three sections: Dashboard, My Time Table, and User Profile.

My Time Table: A table showing the student's schedule from Monday to Saturday. Each day lists the subject and the teacher assigned to that class.

DAY	2	3	4	5	6	7	8
MONDAY	ANAND KUMAR SHARMA (SANSKRIT) VII A	HUMA TAUSIF NAQVI (SOCIAL SCIENCE) VII A	RAJENDRA SINGH (SUPW) VII A	YOGENDRA MAHTO (MATHEMATICS) VII A	ASHA KAUL (ENGLISH) VII A	ASHA KAUL (ENGLISH) VII A	RAMESH CHAND (HINDI) VII A
TUESDAY	ANAND KUMAR SHARMA (SANSKRIT) VII A	HUMA TAUSIF NAQVI (SOCIAL SCIENCE) VII A		YOGENDRA MAHTO (MATHEMATICS) VII A	ASHA KAUL (ENGLISH) VII A	ZOYA RAUF (CSAC-ART AND CRAFT) VII A	RAMESH CHAND (HINDI) VII A
WEDNESDAY	ANAND KUMAR SHARMA (SANSKRIT) VII A	HUMA TAUSIF NAQVI (SOCIAL SCIENCE) VII A	RAJENDRA SINGH (SUPW) VII A	YOGENDRA MAHTO (MATHEMATICS) VII A	ASHA KAUL (ENGLISH) VII A	RAMESH CHAND (HINDI) VII A	RAMESH CHAND (HINDI) VII A
THURSDAY	SHIKHA MEHTA (CSAC-HPE-YOGA) VII A	HUMA TAUSIF NAQVI (SOCIAL SCIENCE) VII A		YOGENDRA MAHTO (MATHEMATICS) VII A	ASHA KAUL (ENGLISH) VII A	ZOYA RAUF (CSAC-ART AND CRAFT) VII A	RAMESH CHAND (HINDI) VII A
FRIDAY	MANJU LATA (LIBRARY) VII A	HUMA TAUSIF NAQVI (SOCIAL SCIENCE) VII A	JORAWAR SINGH (CSAC-HPE-SPORTS/INDIGENOUS SPORTS) VII A	YOGENDRA MAHTO (MATHEMATICS) VII A	ASHA KAUL (ENGLISH) VII A	YOGENDRA MAHTO (MATHEMATICS) VII A	RAMESH CHAND (HINDI) VII A
SATURDAY	RAMESH CHAND (HINDI) VII A	HUMA TAUSIF NAQVI (SOCIAL SCIENCE) VII A	JORAWAR SINGH (CSAC-HPE-SPORTS/INDIGENOUS SPORTS) VII A	YOGENDRA MAHTO (MATHEMATICS) VII A	ASHA KAUL (ENGLISH) VII A		

User Profile: A sidebar containing personal information: Name (redacted), Admission No (redacted), DOB (03-Aug-2003), Age (12 Years, 10 Months, 24 Days), Class (VII-A), and Blood Group (redacted).

>My Subject Teachers

This is based on the timetable entered for the student i.e. the name and photo of the teachers who are taking classes in the class section of the student will get displayed. (In case photograph is not attached for teacher, blank cell would be displayed in the area for photograph).

The screenshot shows the M-Star Analytics dashboard for a student. The page title is "M-Star Analytics" and it is powered by MGRMNet. The user is identified as PANKAJ KUMAR ARYA (STUDENT) for the Academic Year 2016-2017. The dashboard is divided into three main sections: a left sidebar with navigation links, a central "My Subject Teachers" section, and a right "User Profile" section.

My Subject Teachers: This section displays a grid of teacher profiles. The teachers listed are:

- ANAND KUMAR SHARMA (SANSKRIT)
- ASHA KAUL (ENGLISH)
- HUMA TAUSIF NAQVI (SOCIAL SCIENCE)
- JORAWAR SINGH (CSAC-HPE-SPORTS/INDIGENOUS SPORTS)
- MANJU LATA (LIBRARY)
- RAJENDRA SINGH (SUPW)
- RAMESH CHAND (HINDI)
- SHIKHA MEHTA (CSAC-HPE-YOGA)
- YOGENDRA MAHTO (MATHEMATICS)
- ZOYA RAUF (CSAC-ART AND CRAFT)

User Profile: This section contains personal information for the student:

- Name: [Redacted]
- Admission No: [Redacted]
- DOB: 03-Aug-2003
- Age: 12 Years, 10 Months, 24 Days
- Class: [Redacted]
- Blood Group: O +VE

>**My Holidays:** Displays list of Holidays month-wise, if the same is entered.

The screenshot shows the M-Star Analytics dashboard with the "My Holidays" section selected. The page title is "M-Star Analytics" and it is powered by MGRMNet. The user is identified as PANKAJ KUMAR ARYA (STUDENT) for the Academic Year 2016-2017.

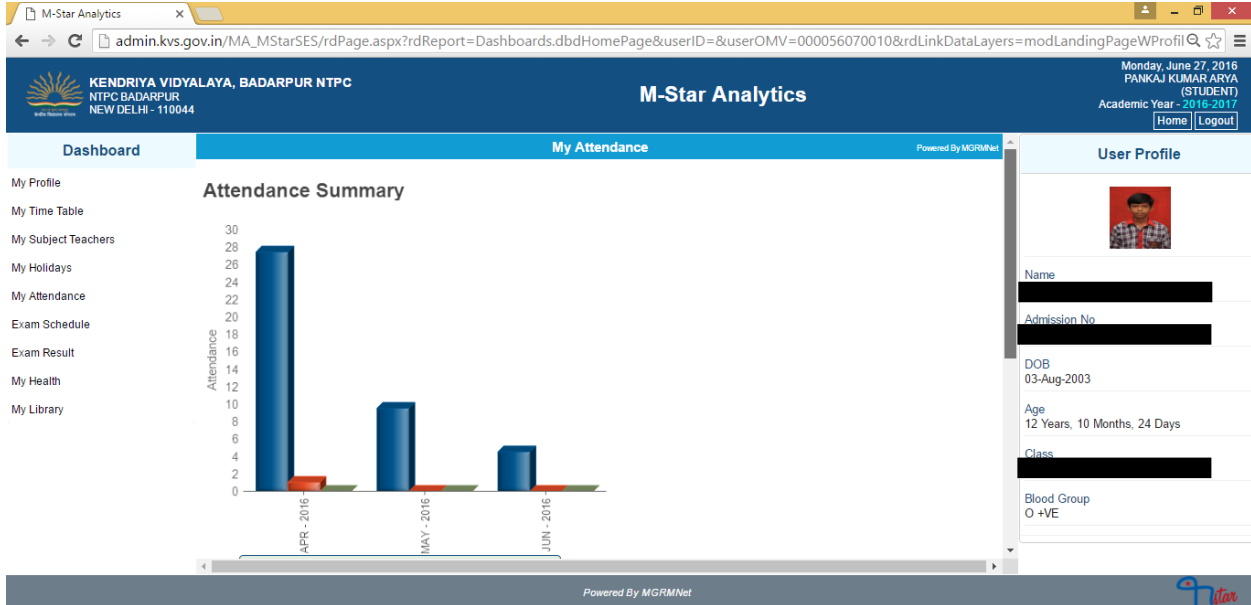
My Holidays: This section displays a list of months with radio buttons for selection:

- April
- May
- June
- July
- August
- September
- October
- November
- December
- January
- February
- March

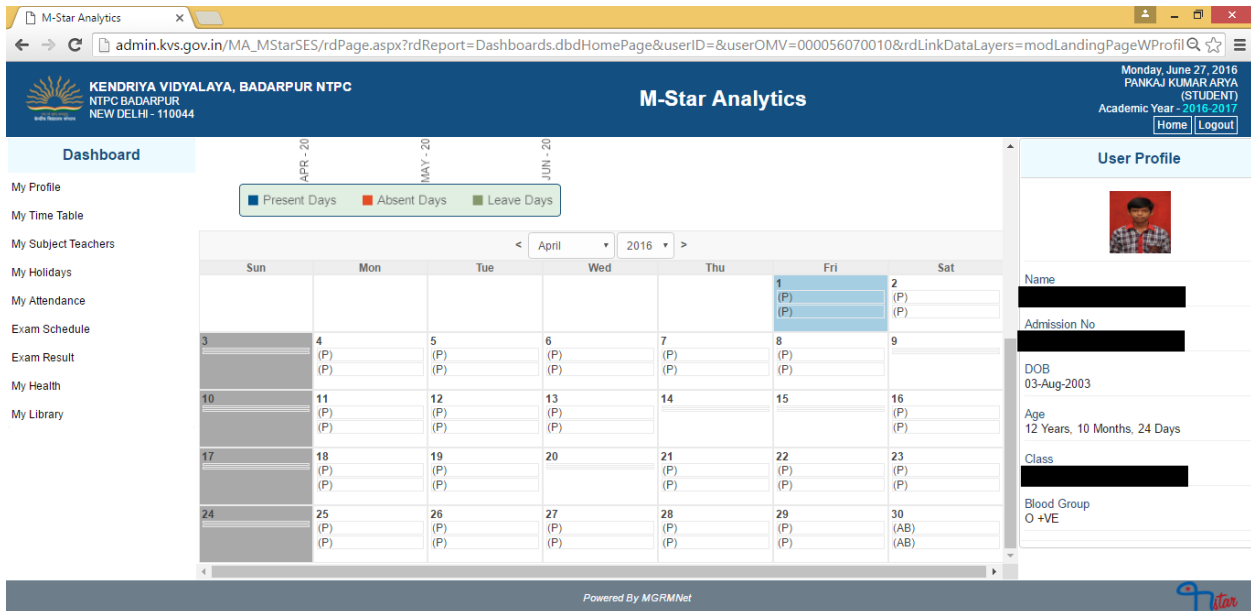
User Profile: This section contains personal information for the student:

- Name: [Redacted]
- Admission No: [Redacted]
- DOB: 03-Aug-2003
- Age: 12 Years, 10 Months, 24 Days
- Class: [Redacted]
- Blood Group: O +VE

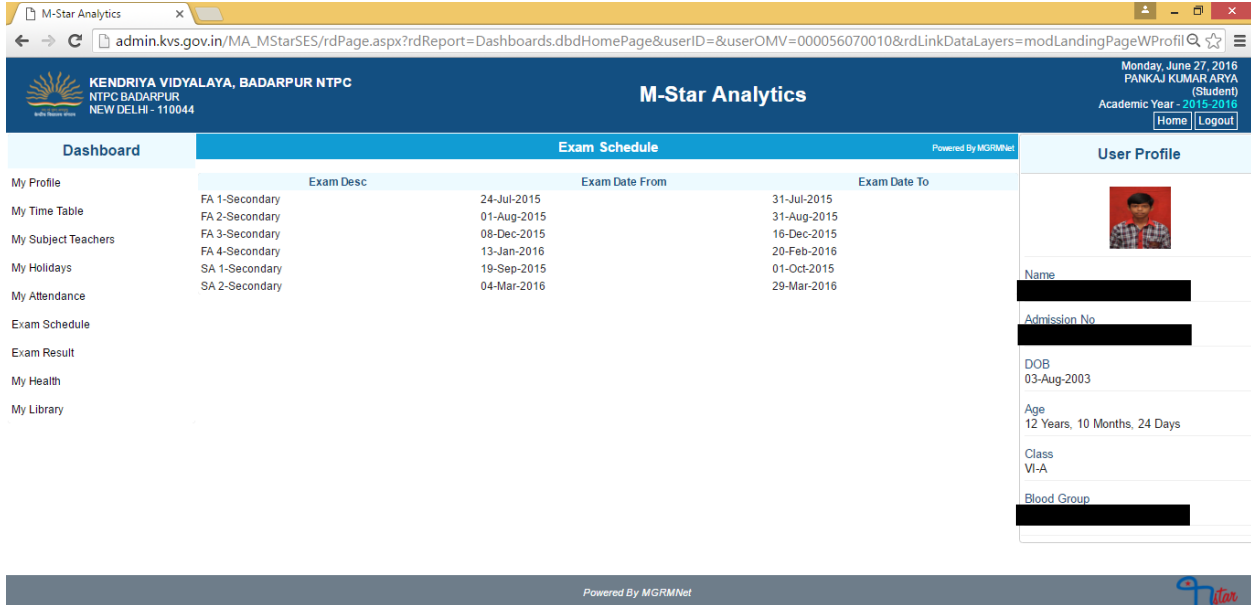
>**My Attendance:** This will display Month Wise Student Attendance



>**My Attendance:** Upon selecting month and year in the graph, it displays date-wise attendance for first and second half. (P – Present, AB – Absent)



>**Exam Schedule** – Examination Date Sheet as entered in “Exam Schedule”.

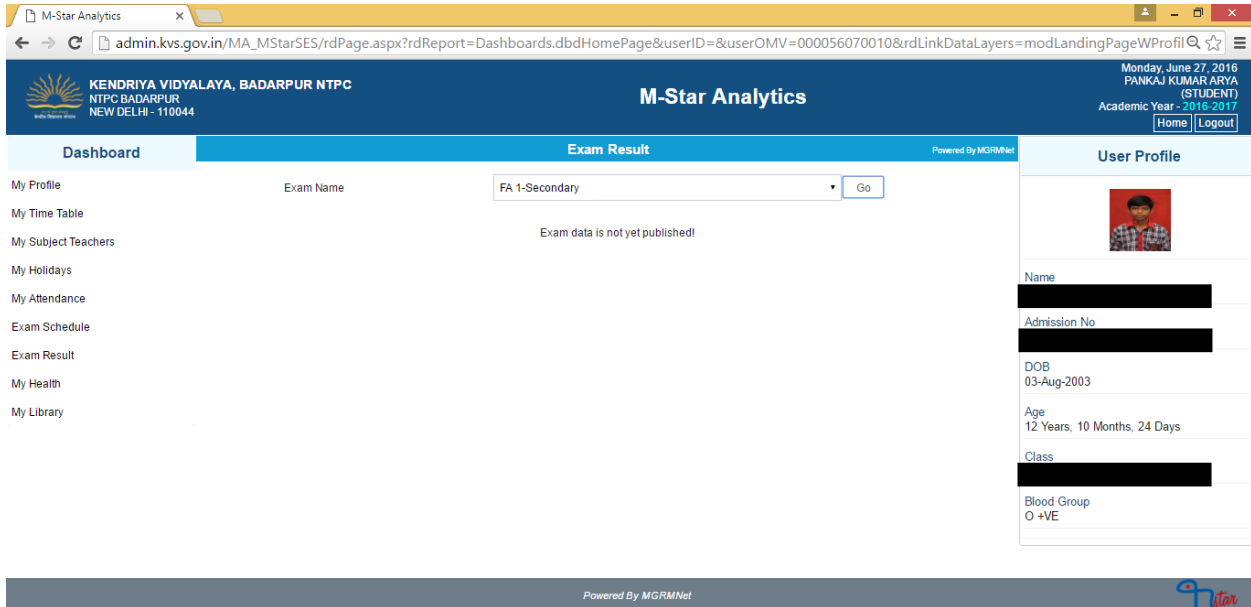


The screenshot shows the 'Exam Schedule' page in the M-Star Analytics application. The page header includes the school name 'KENDRIYA VIDYALAYA, BADARPUR NTPC' and the user's name 'PANKAJ KUMAR ARYA'. The main content area features a table with the following data:

My Profile	Exam Desc	Exam Date From	Exam Date To
My Time Table	FA 1-Secondary	24-Jul-2015	31-Jul-2015
My Subject Teachers	FA 2-Secondary	01-Aug-2015	31-Aug-2015
My Holidays	FA 3-Secondary	08-Dec-2015	16-Dec-2015
My Attendance	FA 4-Secondary	13-Jan-2016	20-Feb-2016
Exam Schedule	SA 1-Secondary	19-Sep-2015	01-Oct-2015
Exam Result	SA 2-Secondary	04-Mar-2016	29-Mar-2016
My Health			
My Library			

On the right side, the 'User Profile' section displays a profile picture and personal details: Name, Admission No, DOB (03-Aug-2003), Age (12 Years, 10 Months, 24 Days), Class (VI-A), and Blood Group.

>**Exam Result** – The exam result for selected exams will display if entered in the application and published.



The screenshot shows the 'Exam Result' page in the M-Star Analytics application. The 'Exam Name' dropdown menu is set to 'FA 1-Secondary'. The main content area displays the message: 'Exam data is not yet published!'. The 'User Profile' section on the right shows the same user details as the previous screenshot, including the name 'PANKAJ KUMAR ARYA' and class 'VI-A'.

>**My Health:** Last Checkup details as entered in the application.

M-Star Analytics
KENDRIYA VIDYALAYA, BADARPUR NTPC
NTPC BADARPUR
NEW DELHI - 110044

Monday, June 27, 2016
PANKAJ KUMAR ARYA
(Student)
Academic Year - 2015-2016

Home | Logout

Dashboard | **My Health** | Powered By MGRMNet

My Health

My Profile	Checkup Date:	19-Aug-2015	Chest	
My Time Table	Height:	152 Cms	Weight:	33 Kgs
My Subject Teachers	Eye Sight Left:	6/6	Eye Sight Right:	6/6
My Holidays	Vaccination:		Sleep Pattern:	NORMAL
My Attendance	Dental Status:	NAD	Tooth Cavity:	NO
Exam Schedule	Bad Breath:	NO	Gum Bleeding:	NO
Exam Result	Teeth Occlusion:		Cardio Vascular System:	NAD
My Health	Abdomen:	NAD	Nervous System:	NAD
My Library	Anemia:	NO	Nose:	
	BP Systolic:	110	BP Diastolic:	70

- Data displayed as provided by School
- Any data discrepancy, please contact the school

User Profile

Name: [Redacted]

Admission No: [Redacted]

DOB: 03-Aug-2003

Age: 12 Years, 10 Months, 24 Days

Class: [Redacted]

Blood Group: O +VE

Powered By MGRMNet

>My Library: Books issued to student in the library.

M-Star Analytics
KENDRIYA VIDYALAYA, BADARPUR NTPC
NTPC BADARPUR
NEW DELHI - 110044

Monday, June 27, 2016
PANKAJ KUMAR ARYA
(Student)
Academic Year - 2015-2016

Home | Logout

Dashboard | **My Library** | Powered By MGRMNet

My Library

Book Name:

Title	Media Category	Author Name	Issue Date	Return Date	Due Return Date	Overdue Days	Publisher Name
S. No.	Category Name	Title	Author Name	Total Times Issued			

User Profile

Name: [Redacted]

Admission No: [Redacted]

DOB: 03-Aug-2003

Age: 12 Years, 10 Months, 24 Days

Class: [Redacted]

Blood Group: O +VE

Powered By MGRMNet

FAQs



I am unable to login using my user name and password.

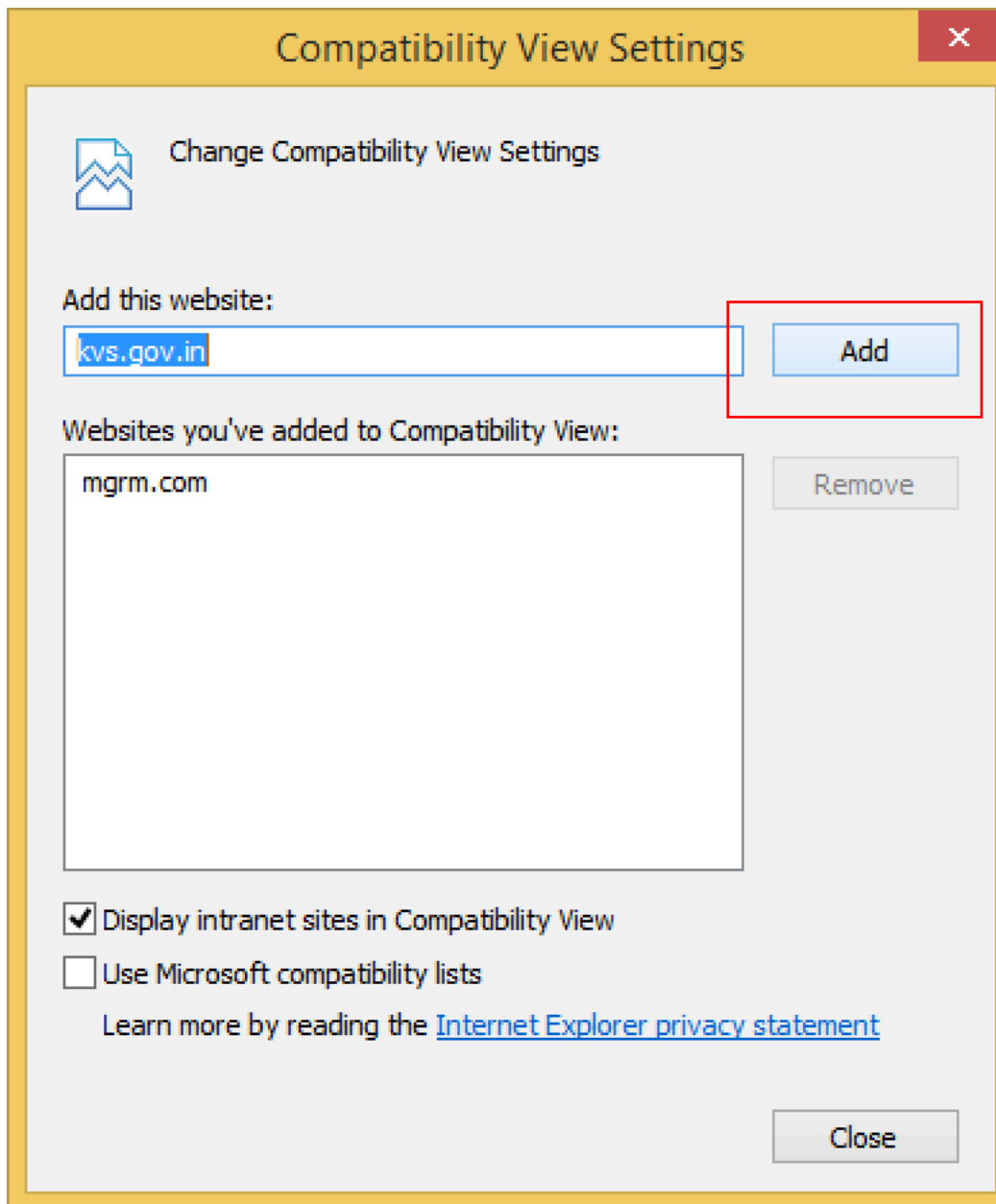
Please refer step 2: *Please only use last 12 digits of OMV Card no. e.g. if your OMV Card No. is “0501000056070010” then enter “000056070010”.*

You may face this concern if you are using internet explorer.
Please refer the steps below to resolve the issue.

1. Under settings click on “Compatibility View”

The screenshot shows the M-Star Analytics login page in Internet Explorer. The browser's menu is open, and 'Compatibility View settings' is highlighted with a red box. The login form below has fields for Username and Password, and a LOGIN button. The page header includes the Kendriya Vidyalaya Sangathan logo and name.

2. Now click on “Add”.





I am unable to see information of the student in various tabs in the portal.

The information in the portal is displayed based on the entries saved in the SES application for the student. Therefore based on the information and transactions done in the SES application by the school for the student, the portal will display the details. If there is no such information or transaction done for the student in the portal, then the respective tab will not show any data.



I am unable to enter or update anything in the portal

The information in the portal is only for viewing and the data gets displayed based on the entries saved in the SES application for the student.

*** End of Document ***